

STANDARD OR OVERDRIVE TRANSMISSION

EXHAUST SYSTEM — SINGLE SILENCER

Part No.	Description	Plate No.	No. per Unit	Remarks
C.12995	DOWN PIPE ASSEMBLY FROM MANIFOLDS TO SILENCER	70- 1	1	
C.3523/2	Flexible Pipe, on Down Pipe	70- 2	1	
C.3285	Clip, securing Down Pipe to Silencer	70- 3	1	
NB.131/23D	Bolt, through Clip		1	
NN.131/L	Nut, on Bolt		1	
FW.105/T	Washer, Plain, under Nut		1	
C.9130	EXHAUST SILENCER	70- 4	1	
1363	RUBBER MOUNTING FOR FIXING OF SILENCER TO CHASSIS FRAME	70- 5	2	
NS.131/6D	Screw, Set, securing Mountings to Chassis Frame		2	
C.725	Washer, Shakeproof, on Setscrews		2	
NS.131/6D	Screw, Set, securing Silencer to Mountings		2	
NN.131/L	Nut, on Setscrews		2	
FW.105/T	Washer, Plain, under Nuts		2	
C.725	Washer, Shakeproof, under Nuts		2	
C.7610	TAIL PIPE ASSEMBLY	70- 6	1	
C.8397	RUBBER MOUNTING FOR SUSPENSION OF TAIL PIPE TO CHASSIS FRAME	70- 7	1	
NS.131/6D	Screw, Set, securing Mounting to Chassis Frame and Tail Pipe to Mounting		5	
FW.105/T	Washer, Plain, on Setscrews		5	
NN.131/L	Nut, on Setscrews		5	
C.725	Washer, Shakeproof, under Nuts		5	

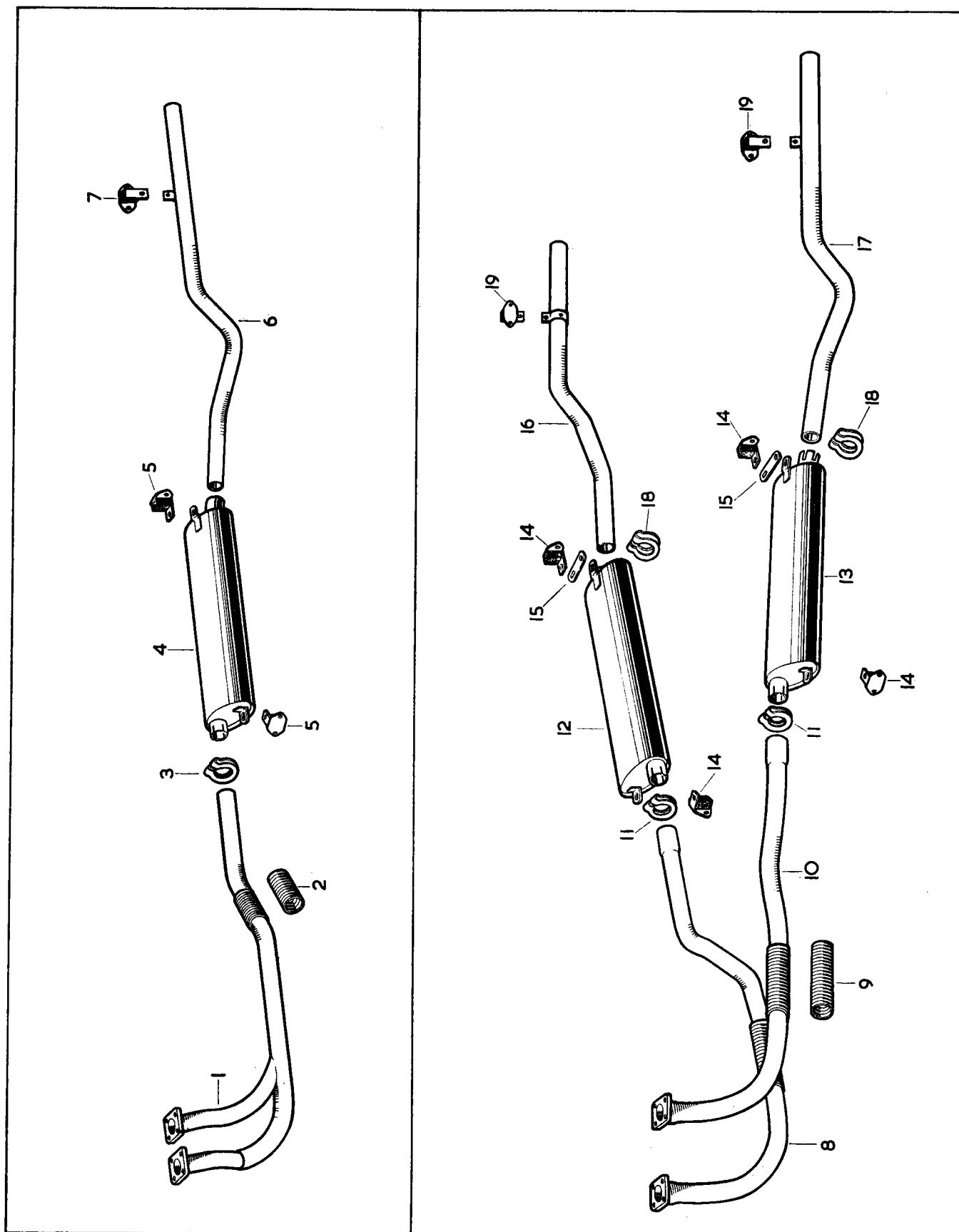


PLATE 70

STANDARD OR OVERDRIVE TRANSMISSION EXHAUST SYSTEM — TWIN SILENCER

Part No.	Description	Plate No.	No. per Unit	Remarks
C.13001	FRONT DOWN PIPE ASSEMBLY FROM MANIFOLD TO SILENCER	71- 8	1	
C.13003	Flexible Pipe, on Down Pipe	71- 9	1	
C.13004	REAR DOWN PIPE ASSEMBLY FROM MANIFOLD TO SILENCER	71-10	1	
C.13003	Flexible Pipe, on Down Pipe	71- 9	1	
C.3284	Clip, securing Down Pipes to Silencers	71-11	2	
NB.131/22D	Bolt, through Clips		2	
NN.131/L	Nut, on Bolts		2	
FW.105/T	Washer, Plain, on Bolts		4	
C.7539	R.H. EXHAUST SILENCER	71-12	1	
C.7607	L.H. EXHAUST SILENCER	71-13	1	
1363	RUBBER MOUNTING FOR SUSPENSION OF SILENCERS TO CHASSIS	71-14	4	
NS.131/6D	Screw, Set, securing Mountings to Chassis Frame		8	
C.725	Washer, Shakeproof, on Setscrews		8	
FW.105/T	Washer, Plain, at rear fixing		4	
NN.131/L	Nut, at rear fixings		4	
NS.131/6D	Screw, Set, securing Silencers to front Mountings		2	
FW.105/T	Washer, Plain, on Setscrews		2	
NN.131/L	Nut, on Setscrews		2	
C.725	Washer, Shakeproof, under Nuts		2	
C.16955	LINK BETWEEN SILENCER AND RUBBER MOUNTING AT REAR	71-15	2	
UFS.131/6R	Screw, Set, securing Link to Silencers		2	
FW.105/T	Washer, Plain, on Setscrews		4	
UFN.131/L	Nut, on Setscrews		2	
C.725	Washer, Shakeproof, under Nuts		2	
NS.131/6D	Screw, Set, securing Links to Mountings		2	
FW.105/T	Washer, Plain, on Setscrews		2	
NN.131/L	Nut, on Setscrews		2	
C.725	Washer, Shakeproof, under Nuts		2	

STANDARD OR OVERDRIVE TRANSMISSION

EXHAUST SYSTEM — TWIN SILENCER

Part No.	Description	Plate No.	No. per Unit	Remarks
C.7540	R.H. TAIL PIPE ASSEMBLY	71-16	1	
C.7610	L.H. TAIL PIPE ASSEMBLY	71-17	1	
C.13063	Clip , securing Tail Pipes to Silencers	71-18	2	
UFB.131/22R	Bolt , through Clips		2	
FW.105/T	Washer , Plain, on Bolts		4	
UFN.131/L	Nut , on Bolts		2	
C.8397	RUBBER MOUNTING FOR SUSPENSION OF TAIL PIPES TO CHASSIS FRAME	71-19	2	
NS.131/6D	Screw , Set, securing Mountings to Chassis Frame and Tail Pipes to Mountings		6	
FW.105/T	Washer , Plain, on Setscrews		6	
NN.131/L	Nut , on Setscrews		6	
C.725	Washer , Shakeproof, under Nuts		6	

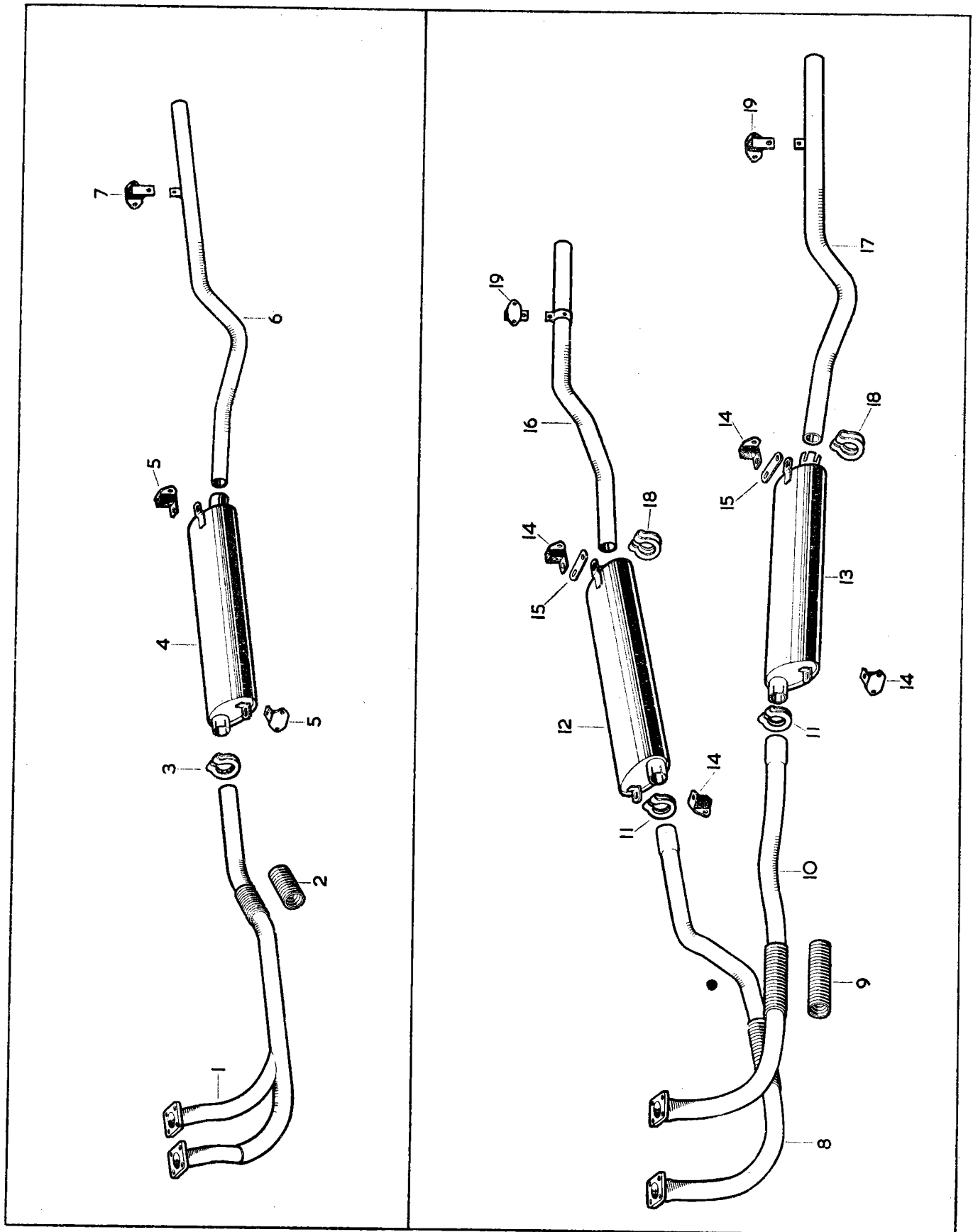


PLATE 71

AUTOMATIC TRANSMISSION EXHAUST SYSTEM

Part No.	Description	Plate No.	No. per Unit	Remarks
C.13002	FRONT DOWN PIPE ASSEMBLY FROM MANIFOLD TO SILENCER	72- 8	1	
C.13003	Flexible Pipe, on Down Pipe	72- 9	1	
C.13004	REAR DOWN PIPE ASSEMBLY FROM MANIFOLD TO SILENCER	72-10	1	
C.13003	Flexible Pipe, on Down Pipe	72- 9	1	
C.3284	Clip, securing Down Pipes to Silencers	72-11	2	
NB.131/22D	Bolt, through Clips		2	
NN.131/L	Nut, on Bolts		2	
FW.105/T	Washer, Plain, on Bolts		4	
C.7539	R.H. EXHAUST SILENCER	72-12	1	
C.7607	L.H. EXHAUST SILENCER	72-13	1	
1363	RUBBER MOUNTING FOR SUSPENSION OF SILENCERS TO CHASSIS	72-14	4	
NS.131/6D	Screw, Set, securing Mountings to Chassis Frame		8	
C.725	Washer, Shakeproof, on Setscrews		8	
FW.105/T	Washer, Plain, at rear fixing		4	
NN.131/L	Nut, at rear fixings		4	
NS.131/6D	Screw, Set, securing Silencers to front Mountings		2	
FW.105/T	Washer, Plain, on Setscrews		2	
NN.131/L	Nut, on Setscrews		2	
C.725	Washer, Shakeproof, under Nuts		2	
C.16955	LINK BETWEEN SILENCER AND RUBBER MOUNTING AT REAR	72-15	2	
UFS.131/6R	Screw, Set, securing Link to Silencers		2	
FW.105/T	Washer, Plain, on Setscrews		4	
UFN.131/L	Nut, on Setscrews		2	
C.725	Washer, Shakeproof, under Nuts		2	
NS.131/6D	Screw, Set, securing Links to Mountings		2	
FW.105/T	Washer, Plain, on Setscrews		2	
NN.131/L	Nut, on Setscrews		2	
C.725	Washer, Shakeproof, under Nuts		2	

AUTOMATIC TRANSMISSION EXHAUST SYSTEM

Part No.	Description	Plate No.	No. per Unit	Remarks
C.7540	R.H. TAIL PIPE ASSEMBLY	72-16	1	
C.7610	L.H. TAIL PIPE ASSEMBLY	72-17	1	
C.13063	Clip, securing Tail Pipes to Silencers	72-18	2	
UFB.131/22R	Bolt, through Clips		2	
FW.105/T	Washer, Plain, on Bolts		4	
UFN.131/L	Nut, on Bolts		2	
C.8397	RUBBER MOUNTING FOR SUSPENSION OF TAIL PIPES TO CHASSIS FRAME	72-19	2	
NS.131/6D	Screw, Set, securing Mountings to Chassis Frame and Tail Pipes to Mountings		6	
FW.105/T	Washer, Plain, on Setscrews		6	
NN.131/L	Nut, on Setscrews		6	
C.725	Washer, Shakeproof, under Nuts		6	

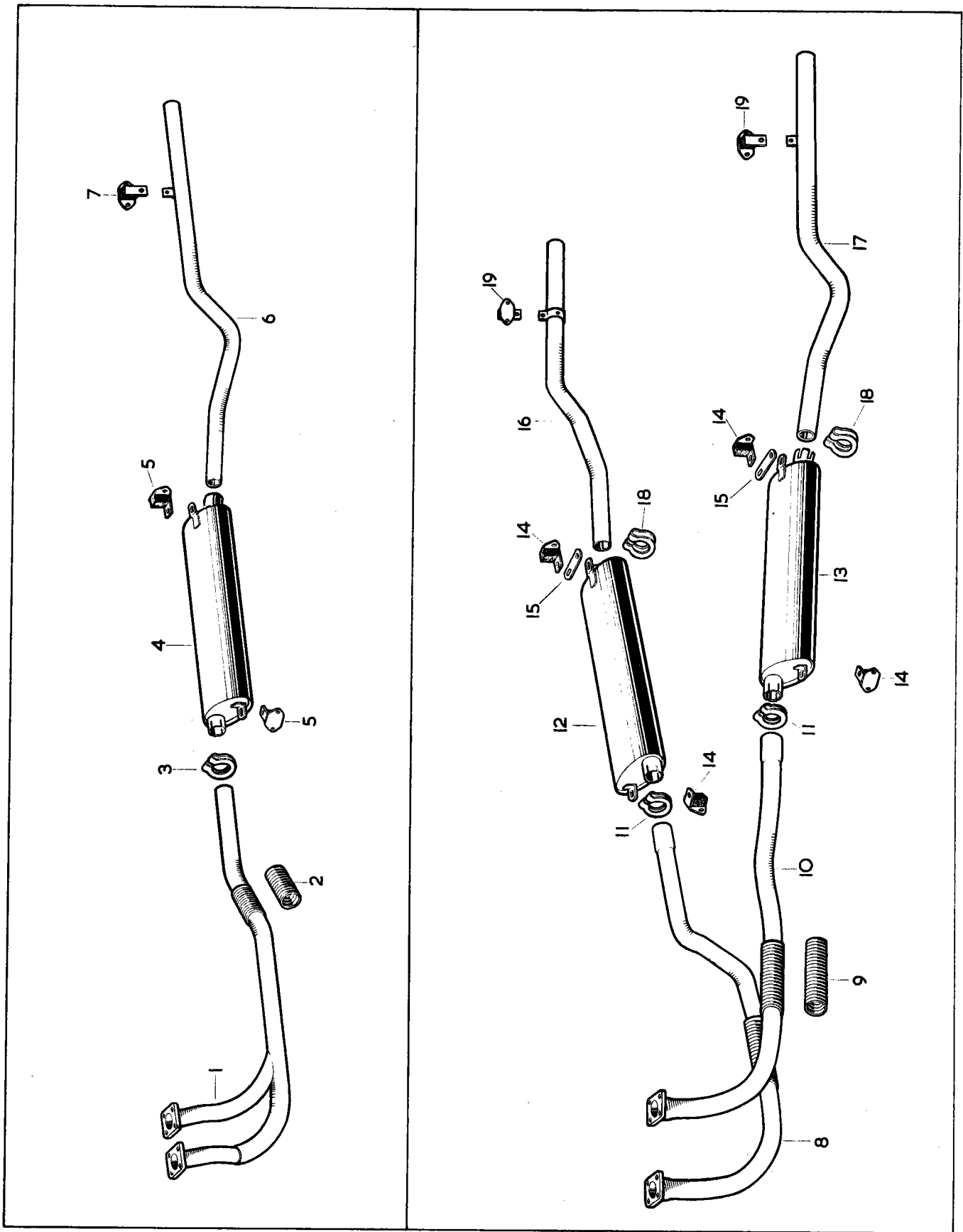


PLATE 72